

COMBO LOCK KNOB + DEADBOLT



C5800+D2800-01-SS
“Marco Polo” Cylindrical
entrance knobset 60mm backset
for door up to 53mm thickness in
Antique Brass finish



STANDARD FEATURES:

- Wrought steel tubular lock housing with chromate finish for better corrosion resistance
- Meets 200,000 cycles ANSI A156.2 Grade 3 lever requirements
- Meets 500,000 cycles ANSI A156.2 Grade 2 knob requirements
- Three-piece assembly for fast easy installation.
- Completely left hand and right hand door reversible
- Key open deadbolt and knob / lever set outside
- Thumb turn retract the deadbolt / twist knob or Depress knob / lever to open

SPECIFICATIONS

- Exposed Trim: Wrought brass or stainless steel based, Brass could be plated to match finishes indicated.
- Keying: 5-pins tumbler SCH-C keyway with three brass nickel plated keys. Various keyways selectable.
- Door Range: 1-3/8" to 1-3/4" (35mm to 45mm) standard.
- Backset: Adjustable 2-3/8" (60mm) and 2-3/4" (70mm) backset.
- Two locking points - latch bolt and dead bolt
- More secure
- Keyed alike per set . KDP



FUNCTION

For entrance doors.

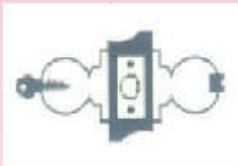
(00) Deadlocking latch bolt.

Either knob operates latch bolt except when outside knob is locked from inside.

Pushing button in inside knob locks outside knob. Turning inside knob or key from outside will unlock latch.

Outside knob may be retained in locked position by pushing and turning button clockwise to a horizontal position: not released until button is manually returned to the vertical position.

Inside knob always active.



For communicating or store entrance doors.

Deadlocking latch bolt.

Either knob operates latch bolt except when key in either knob locks the latch key in either knob locks and unlocks independently of the other. Outside Inside

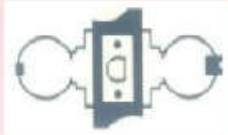
should be used only for offices or rooms with multiple entries



For doors that do not require locking.

(30) Either knob operates latch bolt at all times.

Suitable for use on storeroom, hall way, kitchen, and children's bedroom.

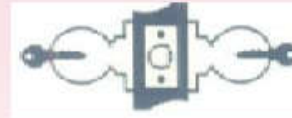


For communicating or store entrance doors.

Deadlocking latch bolt.

Either knob operates latch bolt except when key in either knob locks the latch key in either knob locks and unlocks independently of the other.

Should be used only for offices or rooms with multiple entries



For exit doors with limited entry.

Deadlocking latch bolt.(20)

Either knob operates latch bolt unless outside knob is

locked by push-button inside.

Button automatically releases when inside knob is turned. Inside knob always active.



For twin communicating or exit doors where one-side operation is required.

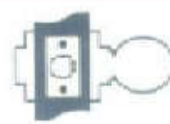
Also when space is limited between door and switch panel.

Deadlocking latch bolt.

One knob operation.

Blank rose.

Should be used only where rooms have more than one entrance



For use on storeroom, hotel, and exit doors.(50)

Dead locking latch bolt.

Latch bolt operated by inside knob and key from outside. Outside knob always rigid. Inside knob always active.



For doors 1-3/8" to 1-3/4"(35-45mm)only.

Deadlocking latch bolt.

Latch bolt operated by key or rotating knob.

Fully turn of key locks or unlocks



MP- Marco Polo" Code

C5600 Knob Code—Satin Nickle Fin.

C5800 Knob Code—Antique Brass Fin.

T803 Lever Code in SS & AB Finish

00 Entrance Function

10- Privacy Function

30- Passage Function

50- Storeroom

D2800 - Deadbolt Lock Model

01 -Single Cylinder

SN/AB Finish Code



**Manila Capitco Corporation
Unit 6B, 2nd Floor DOLMAR Bldg.
U.N. Avenue, Paco Manila, Metro
Manila, Philippines**

**Phone No. 02.3536301 to 02
Email: manila@capitco.com.hk**