

## COMBO LOCK LEVER + DEADBOLT



### **T803+D2800-01-AB**

***“Marco Polo” tubular entrance/  
privacy LEVER 60mm backset for  
door up to 45-55mm thickness in  
matte black finish***

### STANDARD FEATURES:

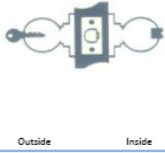
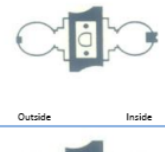
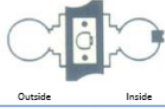



- Zinc Alloy / Brass material
- Electroplating with match finishes and corrosion resistance
- Meets 200,000 cycles ANSI A156.2 Grade 3 lever requirements
- Meets 500,000 cycles ANSI A156.2 Grade 2 knob requirements
- Three-piece assembly for fast easy installation.
- Completely left hand and right hand door reversible
- Key open deadbolt and knob / lever set outside
- Thumb turn retract the deadbolt / twist knob or Depress knob / lever to open




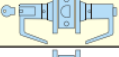







### SPECIFICATIONS

- Zinc Alloy / Brass material
- Electroplating with match finishes and corrosion resistance
- Keying: 5-pins tumbler SCH-C keyway with three brass nickel plated keys. Various keyways selectable.
- Door Range: 1-3/8" to 1-3/4" (35mm to 45mm) standard.
- Backset: Adjustable 2-3/8" (60mm) and 2-3/4" (70mm) backset.
- Two locking points - latch bolt and dead bolt
- More secure
- Keyed alike per set . KDP



# FUNCTION

FUNCTION OF KNOB / LEVER SET		
Entrance (00)		<ul style="list-style-type: none"> <li>*For entrance doors.</li> <li>*Deadlocking latch bolt.</li> <li>*Either knob operates latch bolt except when outside knob is locked from inside.</li> <li>*Pushing button in inside knob locks outside knob.</li> <li>*Turning inside knob or key from outside will unlock latch.</li> <li>*Outside knob may be retained in locked position by pushing and turning button clockwise to a horizontal position -not released until button is manually returned to the vertical position.</li> <li>*Inside knob always active.</li> </ul>
Privacy (10)		<ul style="list-style-type: none"> <li>*For lavatory or other privacy doors.</li> <li>*Either knob operates latch bolt unless outside is locked by push-button inside.</li> <li>*Pushing inside button locks the outside knob.</li> <li>*Button automatically releases when inside knob is turned or door is closed.</li> <li>*A coin inserted and turned in emergency slot will unlock door from outside.</li> <li>*Inside knob always active.</li> </ul>
Patio Lock (20)		<ul style="list-style-type: none"> <li>*For exit doors with limited entry.</li> <li>*Deadlocking latch bolt.</li> <li>*Either knob operates latch bolt unless outside knob is locked by push-button inside.</li> <li>*Button automatically releases when inside knob is turned.</li> <li>*Inside knob always active.</li> </ul>
Passage (30)		<ul style="list-style-type: none"> <li>*For doors that do not require locking.</li> <li>*Either knob operates latch bolt at all times.</li> <li>*Suitable for use on storeroom, hall way, kitchen, and children's bedroom.</li> </ul>
Single dummy (40)		<ul style="list-style-type: none"> <li>*For twin communicating or exit doors where one-side operation is required.</li> <li>*Also when space is limited between door and switch panel.</li> <li>*Deadlocking latch bolt.</li> <li>*One knob operation.</li> <li>*Blank rose.</li> <li>*Should be used only where rooms have more than one entrance.</li> </ul>
Storeroom (50)		<ul style="list-style-type: none"> <li>*For use on storeroom, hotel, and exit doors.</li> <li>*Dead locking latch bolt.</li> <li>*Latch bolt operated by inside knob and key from outside.</li> <li>*Outside knob always rigid.</li> <li>*Inside knob always active.</li> </ul>

Function	Fuhsing Number	ANSI Number	Description
	0	F109	<b>ENTRANCE LOCK(for Cylindrical Locksets):</b> Push-button locking.
	0	F82	<b>ENTRANCE LOCK(for Tubular Locksets):</b> Turn-button locking. Turn-button shall be manually operated to unlock both sides knob/lever.
	1	F76	<b>PRIVACY, BATH/BEDROOM LOCK(for Cylindrical Locksets):</b> Push-button locking. Turning inside knob/lever release push-button. Can open from outside via emergency release.
	1	F76	<b>PRIVACY, BATH/BEDROOM LOCK(for Tubular Locksets):</b> Turn-button locking. Turn-button shall be manually operated to unlock both sides knob/lever. Can open from outside via emergency release.
	2	F77	<b>PATIO LOCK:</b> Push-button locking. Turning inside knob/lever releases button.
	3	F75	<b>PASSAGE LOCK:</b> Both knobs/levers always unlocked.
	4	-	<b>SINGLE DUMMY TRIM:</b> Single dummy trim for one side of door.
	5	F86	<b>STOREROOM LOCK:</b> Outside knob/lever fixed. Key only. Inside knob/lever always unlocked.
	6	-	<b>COMMUNICATING LOCK:</b> Locked or unlocked by key from outside. Blank plate inside.
	7	F93	<b>HOTEL / MOTEL LOCK:</b> Outside knob/lever fixed. Key only. Push-button in inside knob/lever.
	8	F84	<b>CLASSROOM LOCK:</b> Outside knob/lever locked and unlocked by key. Inside always unlocked.

**MP- Marco Polo” Code**

**C5600 Knob Code—Satin Nickle Fin.**

**C5800 Knob Code—Antique Brass Fin.**

**T803 Lever Code in SS & AB Finish**

**00 Entrance Function**

**10- Privacy Function**

**30- Passage Function**

**50- Storeroom**

**D2800 - Deadbolt Lock Model**

**01 - Single Cylinder**

**SN/AB Finish Code**

**Manila Capitco Corporation  
Unit 6B, 2nd Floor DOLMAR Bldg.  
U.N. Avenue, Paco Manila, Metro  
Manila, Philippines**

**Phone No. 02.3536301 to 02  
Email: manila@capitco.com.hk**