



CONFORMS TO STANDARDS  
UL 10C AND UBC 7-2 (1997)

# 8000 Series Exit Device

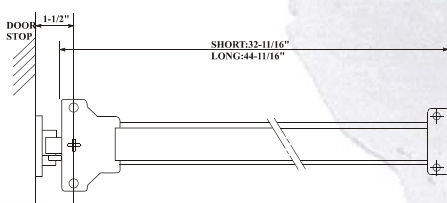


## Specifications

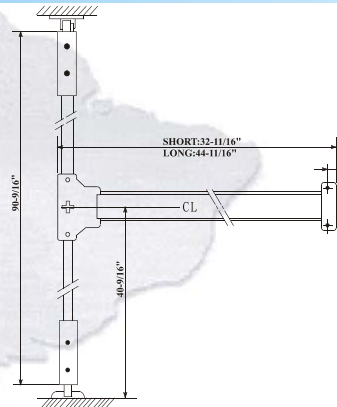
- Material ----- Push bar of aluminum extruded, steel pressed or stainless steel pressed and spring of stainless steel.
- Latch bolt ----- 3/4" throw, stainless steel.
- Dead latch bolt --- 5/8", stainless steel.
- Strike ----- For 5/8" stop, plus shim for 1/2" stop.
- Projection ----- 2-1/2" maximum, 1-7/8" pressed.
- Reversible ----- Non-handed, reversible for all functions and trims, except 80 TP.
- For door ----- 1-3/4" thick of wood or metal door. Specify thickness if other than 1-3/4".
- Backset ----- 2-3/4". 1-7/8" for narrow style.
- Door width ----- 3' standard for door width of 2'-6" to 3'-0"; 4' standard for door width of 3'-0" to 4'-0"
- Stile ----- 4-1/4" minimum. 2-1/4" for narrow stile.
- Mounting height -- 40-5/16" from CL to finished floor recommended.
- Mounting ----- Furnished standard with sheet metal & machine screws or SNB as option.
- Cylinders ----- For trim, knob, lever & thumb-piece type, "Schlage C" key way.
- Dogging ----- 1/4 turn, hex key dogging on non-fire labelled device.
- UL listed ----- For "Panic Hardware" and "UL" Labeled (1-1/2hr) fire exit hardware.
- Operation ----- Inside by slight pressure on any point of the push bar at all time.
- Models ----- Rim type & vertical rod type available.

## Drawings & Dimensions

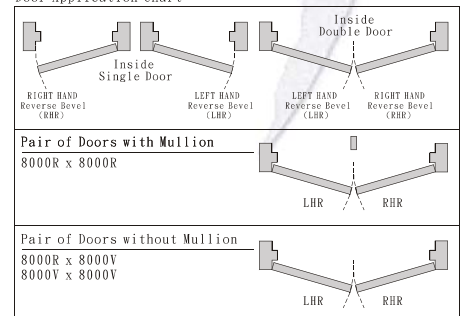
### Rim type



### Vertical rod type



### Door Application Chart

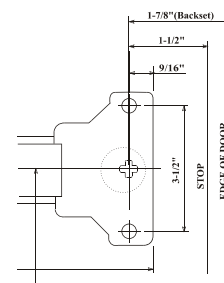
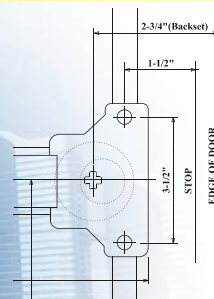
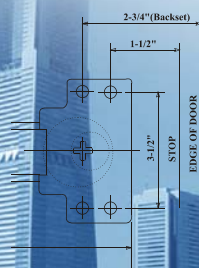


## Mounting Position

A : For wood or metal door

N : For narrow stile offset

E : For narrow stile centered





# 8000 Vertical Rod Exit Device



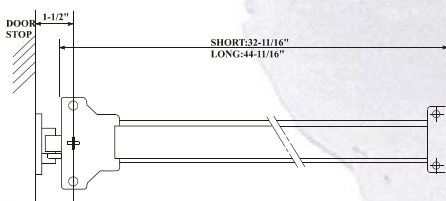
CONFORMS TO STANDARDS  
UL 10C AND UBC 7-2 (1997)

## Specifications

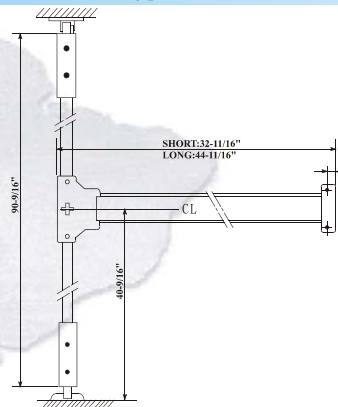
- Material ----- Push bar of aluminum extruded, steel pressed or stainless steel pressed and spring of stainless steel.
- Latch bolt ----- 3/4" throw, stainless steel.
- Dead latch bolt --- 5/8", stainless steel.
- Strike ----- For 5/8" stop, plus shim for 1/2" stop.
- Projection ----- 2-1/2" maximum, 1-7/8" pressed.
- Reversible ----- Non-handed, reversible for all functions and trims, except 80 TP.
- For door ----- 1-3/4" thick of wood or metal door. Specify thickness if other than 1-3/4".
- Backset ----- 2-3/4". 1-7/8" for narrow style.
- Door width ----- 3' standard for door width of 2'-6" to 3'-0"; 4' standard for door width of 3'-0" to 4'-0"
- Stile ----- 4-1/4" minimum. 2-1/4" for narrow stile.
- Mounting height -- 40-5/16" from CL to finished floor recommended.
- Mounting ----- Furnished standard with sheet metal & machine screws or SNB as option.
- Cylinders ----- For trim, knob, lever & thumb-piece type, "Schlage C" key way.
- Dogging ----- 1/4 turn, hex key dogging on non-fire labelled device.
- UL listed ----- For "Panic Hardware" and "UL" Labeled (1-1/2hr) fire exit hardware.
- Operation ----- Inside by slight pressure on any point of the push bar at all time.
- Models ----- Rim type & vertical rod available.

## Drawings & Dimensions

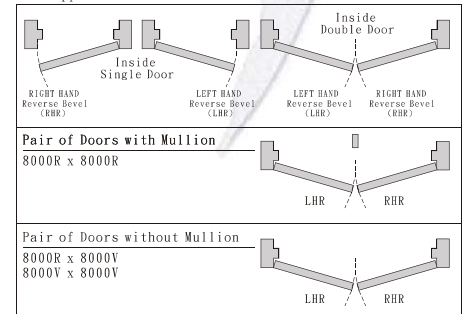
### Rim type



### Vertical rod type



### Door Application Chart

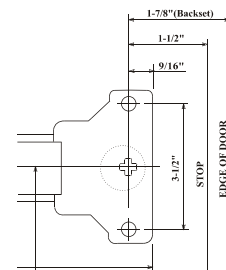
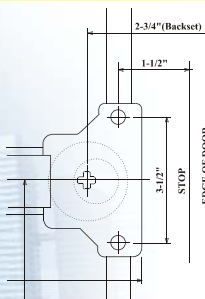
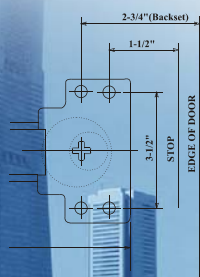


## Mounting Position







A : For wood or metal door

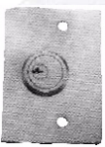






N : For narrow stile offset

E : For narrow stile centered







## Trims Selection




Trim Type						
Code No. & Function	<b>52BL</b> -Outside by lever except when locked by key <b>52CL</b> -Outside by key, without key, lever always rigid	<b>51AL</b> -Outside by lever and always free <b>50DTL</b> -Lever always rigid	<b>62BL</b> -Outside by lever except when locked by key <b>62CL</b> -Outside by key, without key, lever always rigid	<b>61AL</b> -Outside by lever and always free <b>60DTL</b> -Lever always rigid	<b>2P</b> -Outside by key and pull 6"x3 1/2" with SNB	<b>DTP</b> -Outside by pull only 6"x3 1/2" with SNB
For Push Bar	8000A & 8000E	8000A & 8000E	8000A & 8000E	8000A & 8000E	8000A & 8000N	8000A & 8000N & 8000E

Trim Type							
Code No. & Function	<b>2PL</b> -Outside by key and plate 4"x3 1/2" with SNB	<b>DTPL</b> -Outside by plate only 4"x3 1/2" with SNB	<b>FPL</b> -Outside by fire plate with SNB	<b>80NLS</b> -Outside by key and pull	<b>80KS</b> -Outside by knob. Key lock or unlocked knob <b>80KP</b> -Outside by knob and always free	<b>80LS</b> -Outside by lever. Key lock or unlocked lever <b>80LP</b> -Outside by lever and always free	<b>80TP</b> -Outside by grip except locked by key <b>80AP</b> -Outside by grip and always free
For Push Bar	8000A & 8000N	8000A & 8000N & 8000E	8000A & 8000E	8000A & 8000N & 8000E	8000A & 8000N & 8000E	8000A & 8000N & 8000E	8000A & 8000N

## Strike Selection

Double Door Strike	Rim Strike : with 1/8" shim	Top Strike: With 2x1/16" shim	Bottom Strike: With 2x1/16" shim
			

## Accessories

Sex Nut & Bolt	Lock Front Filler 2 1/4" x 1 1/8"	Strike Filler 4 7/8" x 1 1/4"
		

## Ordering Information : □8000R-A-BR-AL

- ◎8000-series no.
- ◎□-Safety rated; F-Fire rated, (UL 1-1/2 hr rating)
- ◎R-Rim type; V-Vertical rod type
- ◎A-Mounting type/position; A,E & N, please refer to mounting position table.
- ◎BR-Finish code, Brown; GA-Gold; AS-Silver; BK-Black.
- ◎AL-Aluminum Material; SS-Stainless Steel; ST-Steel.