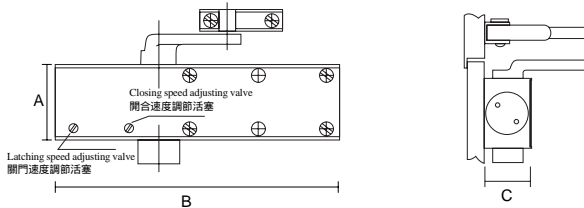




Finish / 顏色: US28 / 鋁色 US4 / 沙金



| | A | B | C |
|--------|------|-------|--------|
| T1000B | 55mm | 207mm | 38.5mm |
| T2000B | 60mm | 236mm | 38.5mm |

Certification :

All T1000B and T2000B door closers comply with the European Standard BS EN1154 Size 2-4 and BS EN 1154 Size 3-5 but also 500,000 cycles passed. Stable hydraulic fluid for any climatic operation and constant lubrication.

質量證明

所有T1000B及T2000B系列閉門器均符合歐洲 BS EN1154 2-4及3-5的認證，灌注防燃原料通過500,000次轉動測試；適用於不同氣候及平穩閉門器的滑行之。



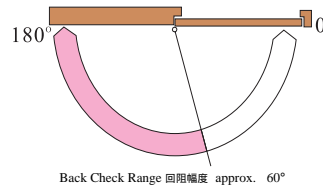
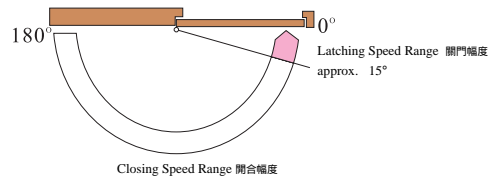
Introduction

“Marco Polo” T1000B & 2000B series door closers are manufactured by quality assured ISO9002 factory since 1993, it provides adjustable holding power using on interior or exterior doors; non-handed installation makes you feel much convenience. Closing and Latching Speed are to be adjusted under difference circumstance. Optional functions such as BACK CHECK, DELAY ACTION or HOLD OPEN ARM are available.

“馬可勃羅”

T1000B 及T2000B 系列，重型力度自調式閉門器簡介

自1993年已經獲得ISO9002的工廠處理，調節式力度控制；使用於不同類別的房門、辦公室或防火門等。每個閉門器均沒有方向規限，安裝左右門的設計，為使客戶感到方便；備有適用於不同的情況的雙速調節。功能方面可提供如：回阻（滑尺）、延時及九十度止動臂桿等。



Warranty

Door closers are guaranteed for 10 years and 500,000 cycles passed. from the date of manufacture against any defects in material or workmanship Defective product will be replaced a new unit, but no claim for damage incurred or work done thereon will be allowed. This guarantee is void if the product has been found misapplication or abuse.

產品保證

每個產品於正確途徑使用下，都符合伍拾萬次轉動的標準測試；獲提供長達十年品質保證。如遇有損壞的產品，祇要使用者能提出發票及寄給我們，我們定當立刻更新予客戶。當然外表磨損，工程期間的疏忽或不正確使用；這些人為之損耗將不獲受理。

| Standard Installation 標準安裝 | | Parallel Arm Installation 平衡臂安裝 | | Applicable Door Size 適用門尺寸 | | Maximum Door Weight 最強承重量 | |
|-------------------------------|------------------|------------------------------------|------------------|-------------------------------|------------|------------------------------|----------|
| Non-Hold Open 無止動型 | Hold Open 止動型 | Non-Hold Open 無止動型 | Hold Open 止動型 | Ext. 戶外 | Int. 戶內 | Ext. 戶外 | Int. 戶內 |
| T1000B-SA | T1000B-SA-HO | T1000B-SA-PA | T1000B-SA-PA-HO | 750-1050mm | 800-1100mm | 35-75kg | 40-80kg |
| T2000B-SA | T2000B-SA-HO | T2000B-SA-PA | T2000B-SA-PA-HO | 900-1200mm | 950-1250mm | 55-95kg | 60-100kg |